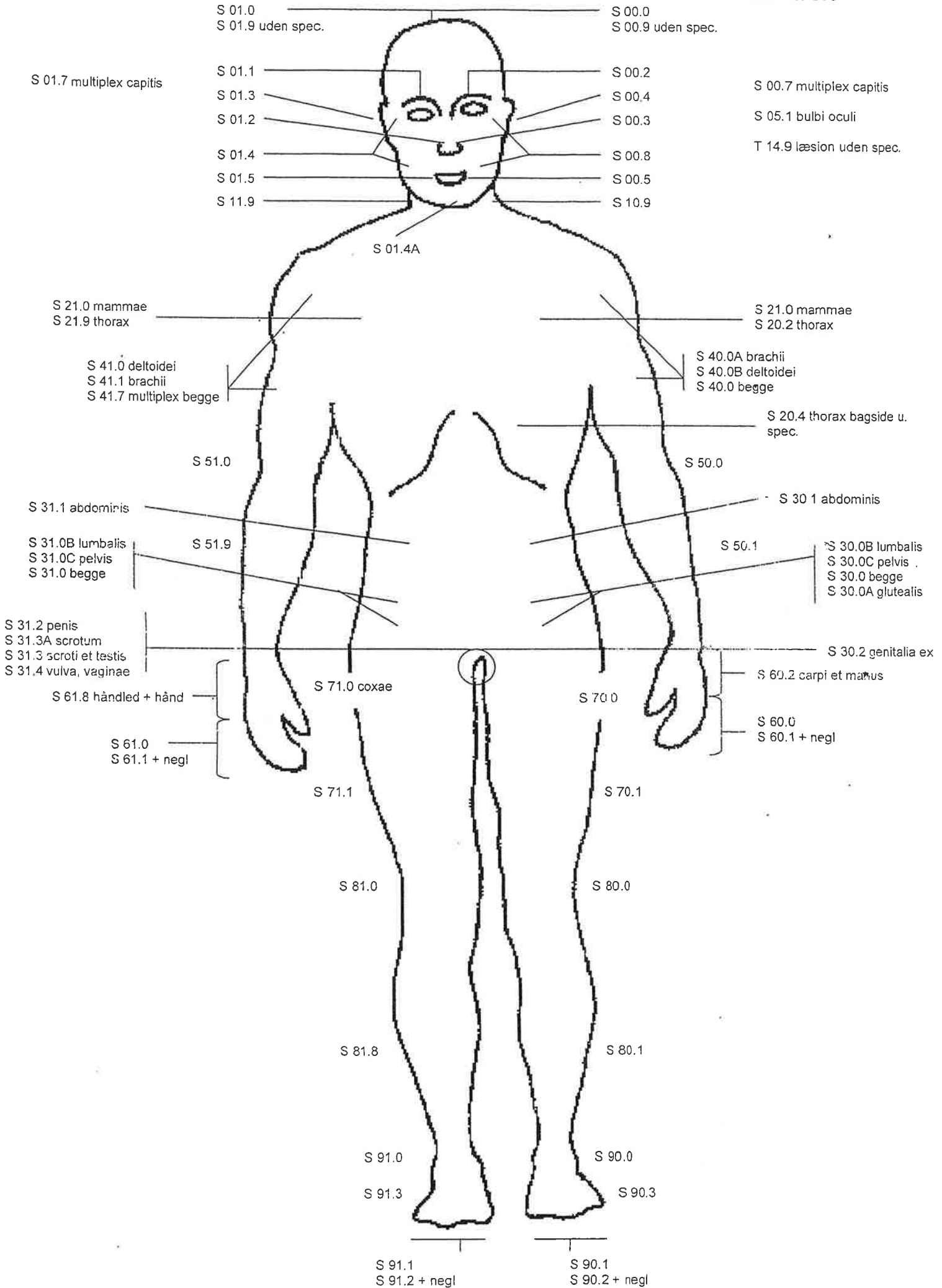
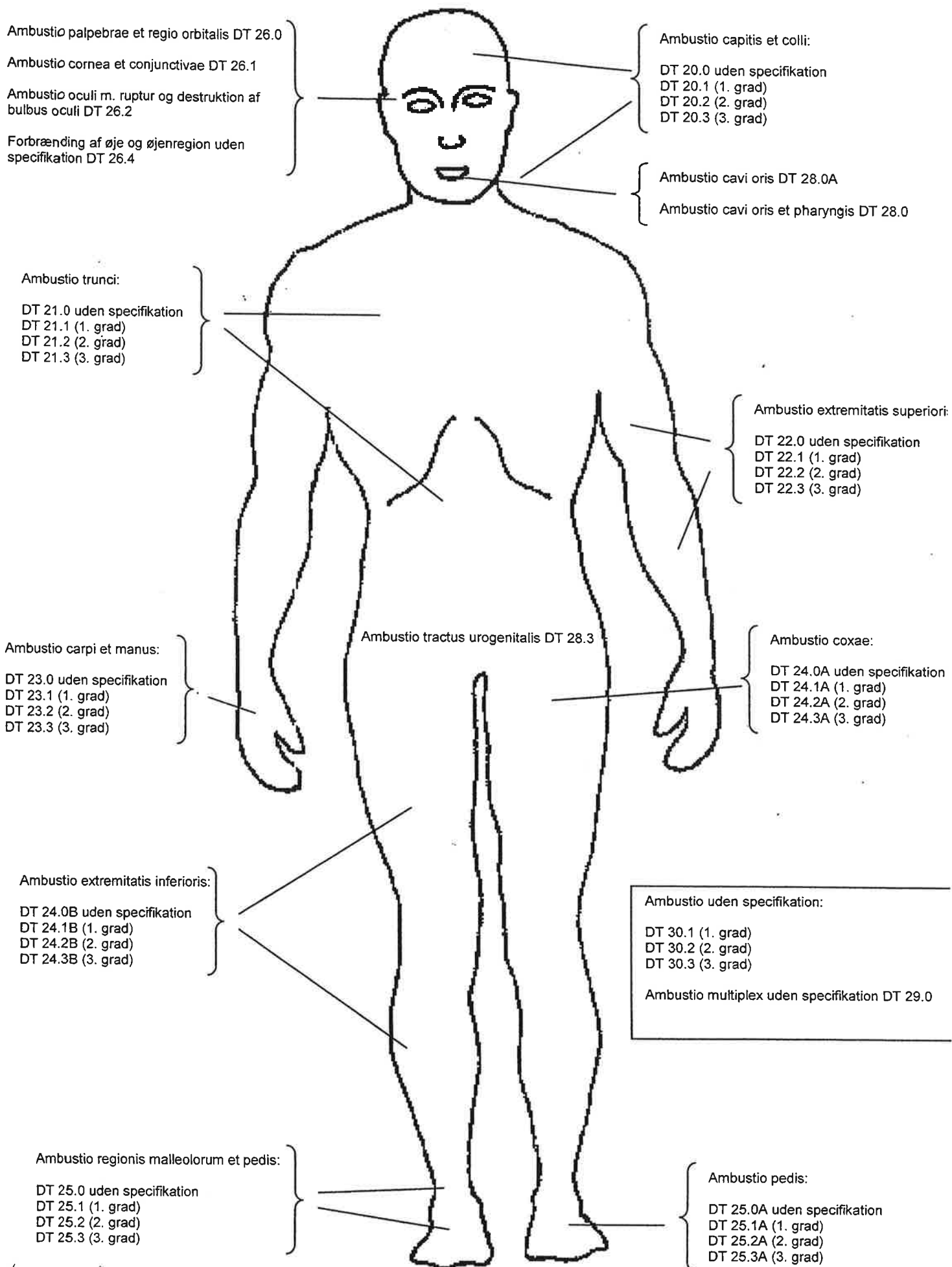


# Vulnus

# Contusio

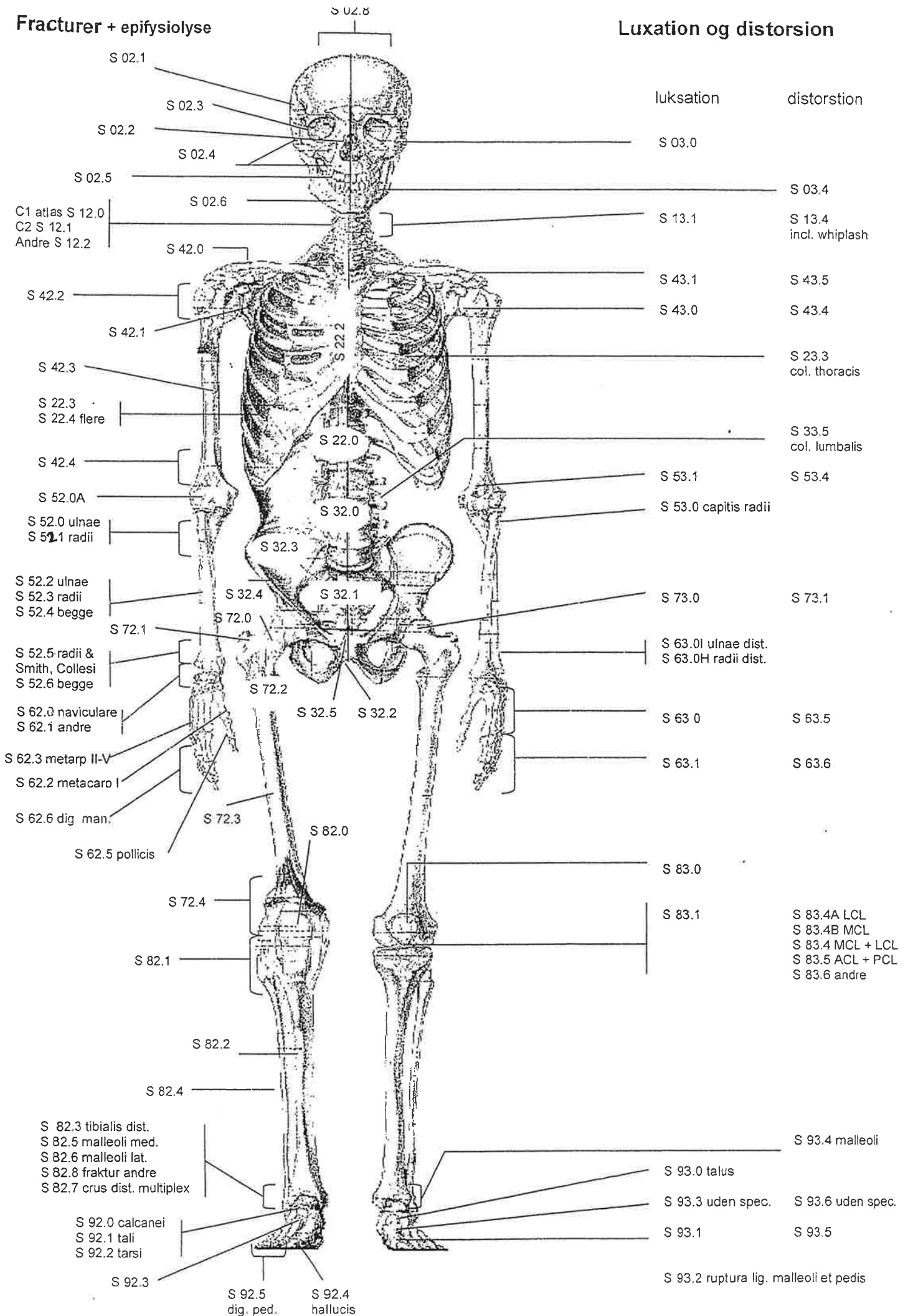


# AMBUSTIO/FORBRÆNDING



# Fracturer + epifysiolyse

# Luxation og distorsion



S 02.8

S 02.1

S 02.3

S 02.2

S 02.4

S 02.5

C1 atlas S 12.0

C2 S 12.1

Andre S 12.2

S 02.6

S 42.0

S 42.2

S 42.1

S 42.3

S 22.3

S 22.4 flere

S 42.4

S 52.0A

S 52.0 ulnae

S 52.1 radii

S 52.2 ulnae

S 52.3 radii

S 52.4 begge

S 72.1

S 52.5 radii & Smith, Collesi

S 52.6 begge

S 62.0 naviculare

S 62.1 andre

S 62.3 metarp II-V

S 62.2 metacaro I

S 62.6 dig man.

S 62.5 pollicis

S 72.4

S 82.1

S 82.2

S 82.4

S 82.3 tibialis dist.

S 82.5 malleoli med.

S 82.6 malleoli lat.

S 82.8 fraktur andre

S 82.7 crus dist. multiplex

S 92.0 calcanei

S 92.1 tali

S 92.2 tarsi

S 92.3

S 92.5 dig. ped.

S 92.4 hallucis

luxation

distorsion

S 03.0

S 03.4

S 13.1

S 13.4  
incl. whiplash

S 43.1

S 43.5

S 43.0

S 43.4

S 23.3  
col. thoracis

S 33.5  
col. lumbalis

S 53.1

S 53.4

S 53.0 capitis radii

S 73.0

S 73.1

S 63.0I ulnae dist.

S 63.0H radii dist.

S 63.0

S 63.5

S 63.1

S 63.6

S 83.0

S 83.1

S 83.4A LCL  
S 83.4B MCL  
S 83.4 MCL + LCL  
S 83.5 ACL + PCL  
S 83.6 andre

S 93.4 malleoli

S 93.0 talus

S 93.3 uden spec.

S 93.6 uden spec.

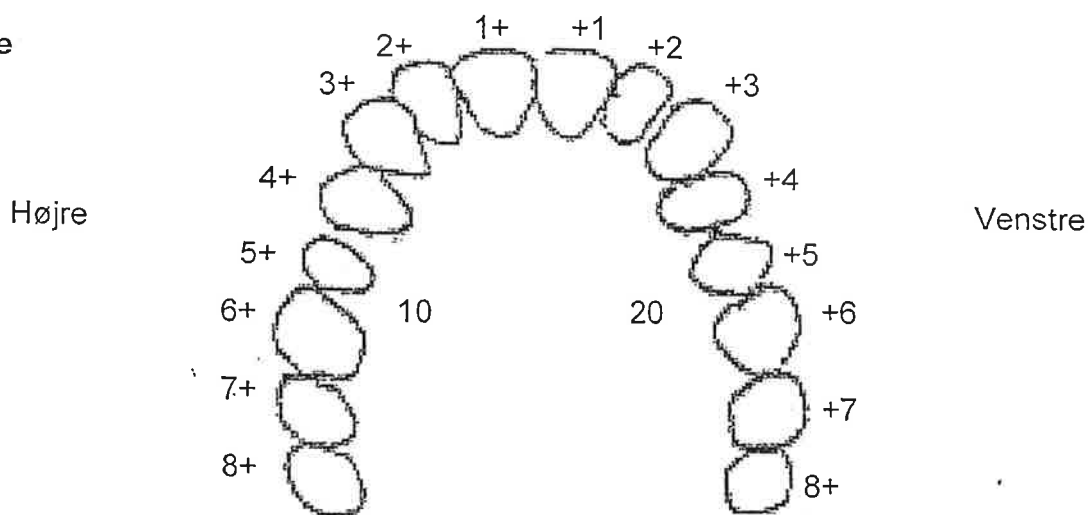
S 93.1

S 93.5

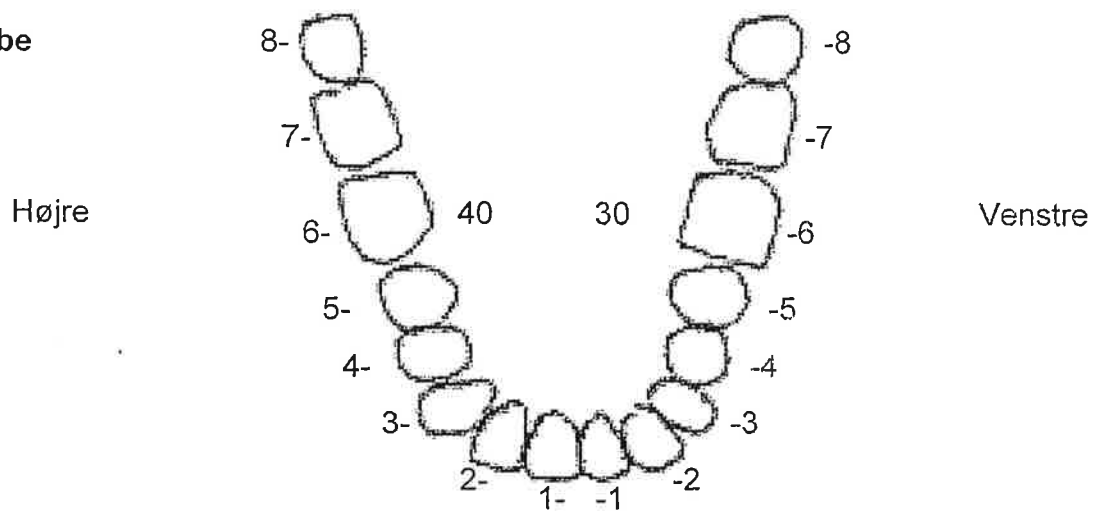
S 93.2 ruptura lig. malleoli et pedis

# OVERSIGT OVER TÆNDER

Overkæbe



Underkæbe



Mælketænder

50	60
05,04,03,02,01+01,02,03,04,05	
<hr style="width: 50%; margin: 0 auto;"/>	
05,04,03,02,01-01,02,03,04,05	
80	70